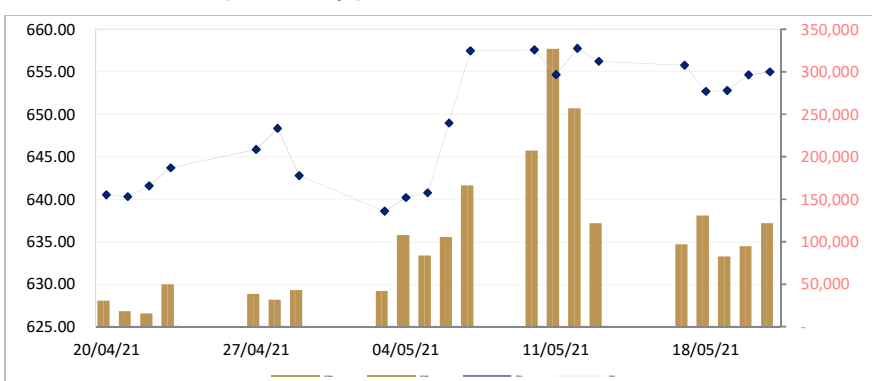


CAMBODIA SECURITIES EXCHANGE: MARKET SUMMARY

Index / Companies	Previous Day	Open	Closing	Change	% Change	From Listed till Today		Volume	Value (KHR)
						High	Low		
Index	654.63	655.94	655.01	0.38	▲0.06	1,108	305	122,030	574,894,410
PPWSA	8,000	8,000	7,980	-20.	▼0.25	8,400	-4	12,192	96,748,320
GTI	4,360	4,360	4,360	0	0.00	9,780	2,110	1,772	7,676,240
PPAP	15,300	15,000	15,200	-100.	▼0.65	16,780	4,600	347	5,244,280
PPSP	2,290	2,350	2,390	100.	▲4.37	3,650	1,120	89,098	211,144,620
PAS	14,600	14,680	14,500	-100.	▼0.68	23,800	4,620	3,618	60,407,800
ABC	16,340	16,360	16,360	20.	▲0.12	23,600	16,000	11,640	190,180,220
PEPC	3,300	3,300	3,330	30.	▲0.91	3,990	2,700	3,363	60,407,800

CSX DAILY STOCK INDEX (Last 30 Days)



LISTED COMPANIES

PPWSA	Phnom Penh Water Supply Authority
Industry	Water Utility
GTI	Grant Twins Int. (Cambodia) Plc.
Industry	Apparel Clothing
PPAP	Phnom Penh Autonomous Port.
Industry	Port Services
PPSP	Phnom Penh SEZ PLC.
Industry	SEZ Developer
PAS	Sihanouk Ville Autonomous Port.
Industry	Port Services
ABC	ACLEDA Bank
Industry	Financial
PEPC	PESTECH Cambodia
Industry	Electricity

SECURITIES NEWS

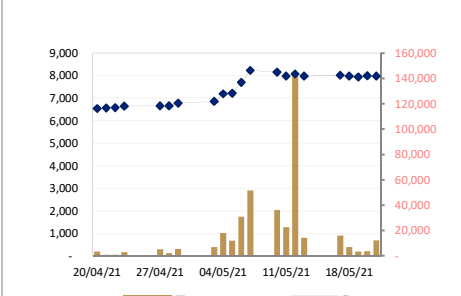
CAMBODIA: Pestech posts 'slower' 8% growth in revenue for Q1

Stock listed power transmission provider Pestech Cambodia Plc. (PEPC) post "slower growth" in business performance for the first quarter of the year with total revenue gaining just over eight per cent amidst the economic stress caused by the spread of Covid-19 pandemic. In its filing to the Cambodia Securities Exchange (CSX) on May 18, the company reported 52.564 billion riel (\$12.950 million) in total revenue, representing an increase of 3.901 billion riel or 8.02% as compared to 48.663 billion riel in the same quarter of 2020. Chairman Paul Lim Pay Chuan noted in the filing that PEPC continued to experience impact from the global pandemic in the first quarter, which he said affected international travel and logistics movements in general, while local offices remained open and site activities persisted amidst sporadic difficulties in logistics and paperwork deliveries. "The board is closely monitoring the development of the Covid-19 status in Cambodia, and will take pre-emptive measures when necessary to ensure the health and safety of our team members, whilst maintaining our commitment in serving our clients of the Cambodian power infrastructure industry," Lim said. CEO Han Fat Juan said PEPC "intensively performed the work" on the Okvau Gold Mine in Mondulkiri province during the quarter. (Phnom Penh Post)

CAMBODIA: Five bond-listed firms log strong Q1 growth

Advanced Bank of Asia Ltd (ABA) reported 11,453 loans disbursed in the first quarter, worth \$505.1 million, increasing its gross loan portfolio by 10% to \$4.2 billion. Hong Menea Five corporate-bond listed financial institutions posted very positive growth in the first quarter of the year despite Cambodia's ongoing battle against the spread of Covid-19 following the February 20 community outbreak. In its filing to the Cambodia Securities Exchange (CSX) on

PPWSA DAILY STOCK PRICE



May 17, microfinance firm LOLC (Cambodia) Plc said its deposit balance and gross loan portfolio reached 2.272 trillion Riel (\$568 million) and 3.625 trillion Riel at quarter-end, both increasing by five per cent over end-2020. CEO Sok Voeun said the government has responded quickly to the recent spike in cases linked to the latest outbreak. "We expect the economy to return to growth in 2021. This will help increase household incomes, but not all sectors and regions will benefit equally, so it will be essential to closely monitor household welfare and the need for additional support," he said. Meanwhile, Haditha Bank Plc, wholly-owned by Bangkok-listed Bank of Ayudhya Pcl (Krungsri), announced "satisfactory results" in the first quarter, ending with a loan portfolio and deposit balance of \$1.412 billion and \$821 million, up by seven and five per cent quarter-on-quarter. Chairman Dan Harsono said: "Krungsri planned to provide additional funding and capital to further strengthen Hattha Bank's liquidity and capital base in the second quarter. (Phnom Penh Post)

CAMBODIA: MARKET WATCH

The CSX index closed up 1.83 points at 654.63 yesterday on the trading of 94,595 shares valued at 407,781,730 riels. Yesterday's transaction value continued a trend downwards this week that remains nonetheless at a higher and more consistent level than it has been recently. PAS led gainers, up 80 riels to 14,600 riels per share. PWSA rose 60 riels to close at 8,000 riels a share. PPSP was up 50 riels to settle at 2,290 riels per share. ABC nudged upwards 40 riels to finish at 16,340 riels a share. PEPC was off 20 riels to land at 3,300 riels per share. PPAP took its second consecutive hit, dropping 180 riels to 15,300 riels a share, on the heels of a 240 riel loss on Wednesday. GTI held steady at 4,360 riels per share. (Khmer Times)

BUSINESS & ECONOMIC NEWS

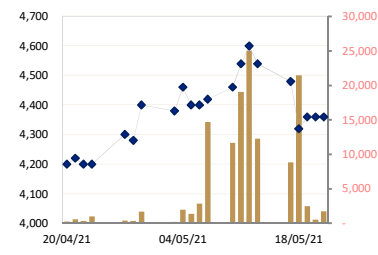
CAMBODIA: Kampot pepper exports remain strong amid pandemic

Kampot pepper exports have weathered the economic storm created by COVID-19 and continue to remain a strong export product for the Kingdom, according to President of the Kampot Pepper Promotion Association (KPPA) Nguon Lay. He said that typically the pepper market is boosted by purchases by tourists but even in their absence during the pandemic, international demand has remained strong. Organizations such as Farm Link and the EU Land and Pepper Investment Co Ltd have helped keep the pepper market churning, he said. Farm Link is a fair trade partner and exporter of Kampot pepper formed by European expatriates in 2006. EU Land Pepper Investment Co Ltd is a Czech-based company that specializes in Kampot Pepper exports. Lay said prices stand at \$15 per kilogram me (kg) for black pepper, \$25 per kg for red pepper, \$28 per kg for white pepper and \$4 per kg for green pepper. The Ministry of Agriculture, Forestry and Fisheries said during the first four months of this year pepper exports dropped 4.89% from last year to 2,141 tones. Exports to Belgium were estimated at seven tones. The Czech Republic imported more than one tone, Vietnam was by far the largest importer of pepper and accounted for 2,094 tones. It was followed by Taiwan at 15 tones, Poland at seven tones and France at six tones. Japan imported two tones and Korea, the United Kingdom, the Czech Republic and Sweden imported one tone each. The US imported 0.39 of a tone. Russian imports were 0.31 of a tone. (Khmer Times)

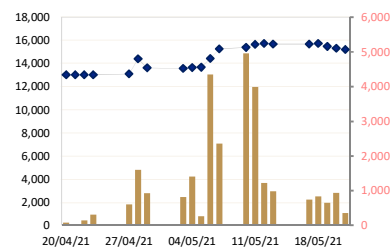
CAMBODIA: EDI system, upgrades in the pipeline for Kingdom's ports

Sihanoukville Autonomous Port, the Kingdom's flagship deep-sea port has its hands full with cargo-handling activity. POST STAFF The Ministry of Public Works and Transport on May 15 said it is preparing to expand Sihanoukville Autonomous Port and set up an Electronic Data Interchange (EDI) system at the Kingdom's ports to ramp up inventory and logistics control and boost exports. This comes as the government sets its sights on industrial development near the ports to "make Cambodia a competitive strategic location in Asia in terms of logistics and transportation", the ministry said via Facebooked is the digital exchange of business documents and data in a standardized electronic format between trading partners. The ministry stressed the increasing importance that the maritime dimension plays in the transport of goods, noting that the Kingdom's flagship deep-sea port has its hands full with cargo-handling activity. "Cambodia's only deep-sea port is an important economic lifeline that has helped propel the national economic growth forward. Obviously, the volume of cargo passing through and loading equipment at the port has increased significantly from year to year, as has the port's and national revenue," it said. It added that the EDI system will facilitate the formal procedures of ships entering and leaving the port in order to speed up the process and reduce warehousing and marine shipping costs, and to better accommodate rising international investment. (Phnom Penh Post)

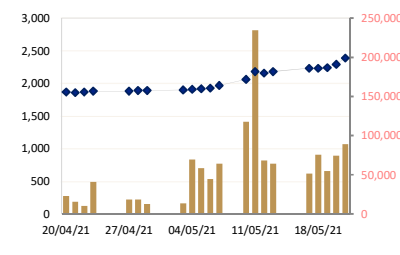
GTI DAILY STOCK PRICE



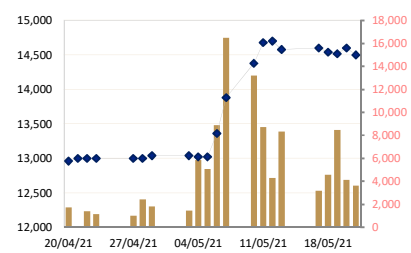
PPAP DAILY STOCK PRICE



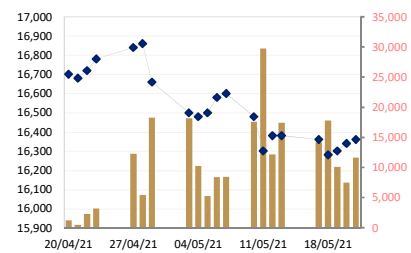
PPSP DAILY STOCK PRICE



PAS DAILY STOCK PRICE



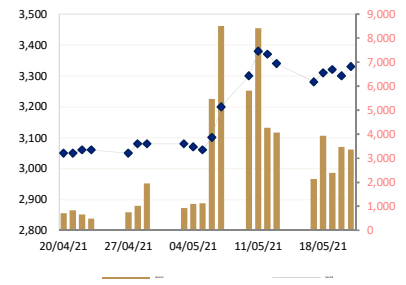
ABC DAILY STOCK PRICE



THAILAND: Thai economy logs 2.6% drop in Jan-March 2021

Thailand's economy shrank in the first quarter, official data showed on May 17, as it was battered by coronavirus restrictions that have hit the key tourism sector hard. The kingdom last year suffered its worst full-year performance since the Asian financial crisis of 1997 with a 6.1% contraction. The Office of the National Economic and Social Development Council (NESDC) said gross domestic product (GDP) shrank 2.6% year-on-year in the first three months. The NESDC also gave a cool forecast for the recovery, cutting its 2021 growth outlook to 1.5-2.5%, from its previous estimate of 2.5-3.5%. With tight travel restrictions already reducing the usual flow of foreign visitors to a trickle, Thailand has been hit by a third coronavirus wave, triggering fresh curbs on economic activity. Thailand has recorded just over 111,000 Covid infections, the vast majority since the start of the latest surge in infections, which began last month. Officials reported 9,635 new cases on May 17 the highest for a single day driven by more than 6,800 infections in prisons. (*Phnom Penh Post*)

PEPC DAILY STOCK PRICE



Historical Data from 21/APRIL/21 To 21 /MAY/21

Date	Index/Stock	Open	High	Low	Close	Change	Δ (%)	Volume	Value (mil. KHR)	Value (\$)*	Mar. Cap. (mil. KHR)
21/05/21	Index	655.94	657.35	653.45	655.01	0.38	▲0.06%	122,030	574,894,410	143,724	9,934,437
	PPWSA	8,000	8,000	7,880	7,980	-20.00	▼0.25%	12,192	96,748,320	24,187.08	694,046
	GTI	4,360	4,360	4,300	4,360	0.00	0.00%	1,772	7,676,240	1,919.06	174,400
	PPAP	15,000	15,200	15,000	15,200	-100.00	▼0.65%	347	5,244,280	1,311.07	314,402
	PPSP	2,350	2,420	2,310	2,390	100.00	▲4.36%	89,098	211,144,620	52,786.16	171,781
	PAS	14,680	14,760	14,460	14,500	-100.00	▼0.68%	3,618	52,719,380	13,179.85	1,243,694
	ABC	16,360	16,400	16,320	16,360	20.00	▲0.12%	11,640	190,180,220	47,545.06	7,086,547
	PEPC	3,300	3,340	3,300	3,330	30.00	▲0.90%	3,363	11,181,350	2,795.34	249,567
20/05/21	Index	653.71	655.57	652.92	654.63	1.83	▲0.28%	94,595	407,781,730	101,945	9,928,723
	PPWSA	8,000	8,000	7,920	8,000	60.00	▲0.75%	3,728	29,679,760	7,419.94	695,785
	GTI	4,420	4,420	4,320	4,360	0.00	0.00%	539	2,344,200	586.05	174,400
	PPAP	15,480	15,480	15,200	15,300	-180.00	▼1.16%	930	14,176,820	3,544.21	316,471
	PPSP	2,200	2,210	2,130	2,160	-20.00	▼0.91%	68,043	147,061,240	36,765.31	155,250
	PAS	14,700	14,860	14,580	14,700	20.00	▲0.13%	4,284	62,999,960	15,749.99	1,260,848
	ABC	16,300	16,480	16,300	16,380	80.00	▲0.49%	12,147	199,058,740	49,764.69	7,095,210
	PEPC	3,380	3,400	3,310	3,370	-10.00	▼0.29%	4,269	14,320,270	3,580.07	252,565
11/05/21	Index	655.88	661.20	654.67	654.67	2.92	▲0.44%	327,042	1,482,475,060	370,619	9,929,254
	PPWSA	8,100	8,100	7,900	7,980	-180.00	▼2.20%	22,751	181,626,180	45,406.55	694,046
	GTI	4,460	4,540	4,420	4,540	80.00	▲1.79%	19,010	85,080,500	21,270.13	181,600
	PPAP	15,480	16,000	15,440	15,660	280.00	▲1.82%	3,998	62,654,860	15,663.72	323,917
	PPSP	2,120	2,240	2,110	2,180	120.00	▲5.82%	234,432	509,379,650	127,344.91	156,688
	PAS	14,420	15,000	14,420	14,680	300.00	▲2.08%	8,711	128,639,040	32,159.76	1,259,132
	ABC	16,420	16,480	16,300	16,300	-180.00	▼1.09%	29,721	486,855,340	121,713.84	7,060,557
	PEPC	3,300	3,390	3,300	3,380	80.00	▲2.42%	8,419	28,239,490	7,059.87	253,314
10/05/21	Index	655.67	657.59	649.38	657.59	0.13	▲0.02%	207,244	1,156,052,910	289,013	9,973,535
	PPWSA	8,300	8,400	8,000	8,160	-80.00	▼0.97%	36,278	296,788,920	74,197.23	709,701
	GTI	4,420	4,620	4,400	4,460	40.00	▲0.90%	11,674	51,633,060	12,908.27	178,400
	PPAP	15,500	16,780	14,500	15,380	120.00	▲0.78%	4,959	77,650,000	19,412.50	318,126
	PPSP	2,000	2,060	1,980	2,060	90.00	▲4.56%	117,756	236,848,590	59,212.15	148,063
	PAS	14,180	14,380	13,980	14,380	500.00	▲3.60%	13,201	185,826,980	46,456.75	1,233,401
	ABC	16,420	16,500	16,320	16,480	-120.00	▼0.72%	17,561	288,354,520	72,088.63	7,138,527
	PEPC	3,300	3,300	3,210	3,300	100.00	▲3.12%	5,815	18,950,840	4,737.71	247,319
07/05/21	Index	652.94	661.93	652.33	657.46	8.49	▲1.31%	166,218	1,042,383,580	260,596	9,971,541
	PPWSA	7,840	8,360	7,820	8,240	540.00	▲7.01%	51,677	419,246,200	104,811.55	716,659
	GTI	4,400	4,500	4,360	4,420	20.00	▲0.45%	14,668	64,628,080	16,157.02	176,800
	PPAP	15,000	15,360	14,700	15,260	840.00	▲5.82%	2,354	35,303,800	8,825.95	315,643
	PPSP	1,950	2,000	1,930	1,970	40.00	▲2.07%	64,091	125,901,980	31,475.50	141,594
	PAS	13,460	14,380	13,400	13,880	520.00	▲3.89%	16,488	229,811,960	57,452.99	1,190,515
	ABC	16,640	16,660	16,560	16,600	20.00	▲0.12%	8,440	140,168,740	35,042.19	7,190,506
	PEPC	3,130	3,300	3,130	3,200	100.00	▲3.22%	8,500	27,322,820	6,830.71	239,824
06/05/21	Index	640.89	649.08	639.00	648.97	8.22	▲1.28%	105,697	665,137,040	166,284	9,842,766
	PPWSA	7,200	7,880	7,200	7,700	480.00	▲6.64%	31,026	232,392,540	58,098.14	669,693
	GTI	4,440	4,460	4,400	4,400	0.00	0.00%	2,854	12,559,480	3,139.87	176,000
	PPAP	13,820	14,460	13,820	14,420	740.00	▲5.40%	4,350	61,838,740	15,459.69	298,269
	PPSP	1,920	1,930	1,910	1,930	10.00	▲0.52%	44,703	85,802,630	21,450.66	138,719
	PAS	13,120	13,360	13,020	13,360	340.00	▲2.61%	8,893	117,262,300	29,315.58	1,145,913
	ABC	16,500	16,580	16,400	16,580	80.00	▲0.48%	8,404	138,420,820	34,605.21	7,181,843
	PEPC	3,050	3,120	3,050	3,100	40.00	▲1.30%	5,467	16,860,530	4,215.13	232,330
05/05/21	Index	640.15	643.31	638.54	640.75	0.55	▲0.09%	83,663	364,089,510	91,022	9,718,181
	PPWSA	7,260	7,280	7,160	7,220	20.00	▲0.27%	11,966	86,310,080	21,577.52	627,946
	GTI	4,400	4,460	4,380	4,400	-60.00	▼1.34%	1,363	5,998,700	1,499.68	176,000
	PPAP	13,980	13,980	13,680	13,680	20.00	▲0.14%	263	3,612,760	903.19	282,962
	PPSP	1,930	1,930	1,910	1,920	10.00	▲0.52%	58,628	112,543,360	28,135.84	138,000
	PAS	13,160	13,160	13,000	13,020	0.00	0.00%	5,083	66,165,660	16,541.42	1,116,751
	ABC	16,420	16,580	16,400	16,500	20.00	▲0.12%	5,228	85,994,380	21,498.60	7,147,190
	PEPC	3,060	3,070	3,050	3,060	-10.00	▼0.32%	1,132	3,464,570	866.14	229,332
04/05/21	Index	638.33	640.20	634.17	640.20	1.61	▲0.25%	107,649	531,732,590	132,933	9,709,795
	PPWSA	6,880	7,280	6,860	7,200	340.00	▲4.95%	17,898	124,966,380	31,241.60	626,207
	GTI	4,400	4,460	4,280	4,460	80.00	▲1.82%	1,968	8,643,520	2,160.88	178,400
	PPAP	13,740	13,740	13,600	13,660	100.00	▲0.73%	1,412	19,298,360	4,824.59	282,548
	PPSP	1,890	1,920	1,880	1,910	10.00	▲0.52%	69,177	131,137,240	32,784.31	137,281
	PAS	13,040	13,060	13,000	13,020	-20.00	▼0.15%	5,832	75,900,280	18,975.07	1,116,751

	ABC	16,480	0	16,300	16,480	-20.00	▼0.12%	10,262	168,416,860	42,104.22	7,138,527
	PEPC	3,080	3,080	3,060	3,070	-10.00	▼0.32%	1,100	3,369,950	842.49	230,081
	Index	641.95	641.95	637.06	638.59	4.20	▲0.65%	41,943	405,603,010	101,401	9,685,365
03/05/21	PPWSA	6,780	6,880	6,780	6,860	80.00	▲1.17%	6,972	47,705,360	11,926.34	596,636
	GTI	4,400	4,400	4,280	4,380	-20.00	▼0.45%	169	729,360	182.34	175,200
	PPAP	14,300	14,300	13,560	13,560	-60.00	▼0.44%	813	11,172,840	2,793.21	280,480
	PPSP	1,880	1,900	1,880	1,900	10.00	▲0.52%	13,515	25,467,820	6,366.96	136,563
	PAS	13,080	13,080	13,000	13,040	0.00	0.00%	1,428	18,586,340	4,646.59	1,118,466
	ABC	16,600	16,600	16,460	16,500	-160.00	▼0.96%	18,109	299,063,840	74,765.96	7,147,190
	PEPC	3,080	3,080	3,070	3,080	0.00	0.00%	937	2,877,450	719.36	230,831
	Index	637.46	642.79	637.10	642.79	5.54	▲0.85%	42,884	412,604,260	103,151	9,812,507
29/04/21	PPWSA	6,680	6,780	6,660	6,780	120.00	▲1.80%	5,263	35,366,120	8,841.53	589,678
	GTI	4,280	4,400	4,200	4,400	120.00	▲2.80%	1,662	7,242,660	1,810.67	176,000
	PPAP	13,680	13,680	13,200	13,620	-780.00	▼5.41%	922	12,435,300	3,108.83	281,721
	PPSP	1,890	1,900	1,880	1,890	0.00	0.00%	13,012	24,479,140	6,119.79	135,844
	PAS	13,040	13,060	12,980	13,780	40.00	▲0.30%	1,816	23,628,560	5,907.14	1,181,938
	ABC	16,600	16,660	16,520	16,660	-200.00	▼1.18%	18,254	303,437,880	75,859.47	7,216,496
	PEPC	3,080	3,090	3,060	3,080	0.00	0.00%	1,955	6,014,600	1,503.65	230,831
	Index	645.96	649.42	645.80	648.33	2.48	▲0.38%	31,496	197,918,820	49,480	9,833,135
28/04/21	PPWSA	6,680	6,680	6,640	6,660	0.00	0.00%	1,984	13,211,720	3,302.93	579,241
	GTI	4,300	4,300	4,240	4,280	-20.00	▼0.46%	338	1,448,880	362.22	171,200
	PPAP	13,120	14,400	13,040	14,400	1,300.00	▲9.92%	1,601	21,793,820	5,448.46	297,855
	PPSP	1,880	1,890	1,870	1,890	10.00	▲2.05%	18,697	35,135,610	8,783.90	135,844
	PAS	13,020	13,040	12,980	13,000	0.00	0.00%	2,443	31,752,760	7,938.19	1,115,036
	ABC	16,920	16,960	16,840	16,860	20.00	▲0.11%	5,419	91,465,840	22,866.46	7,303,129
	PEPC	3,070	3,090	3,060	3,080	30.00	▲0.98%	1,014	3,110,190	777.55	230,831
	Index	645.52	648.41	643.97	645.85	2.16	▲0.34%	38,508	298,793,380	74,698	9,795,415
27/04/21	PPWSA	6,640	6,680	6,620	6,660	20.00	▲0.30%	5,003	33,295,100	8,323.78	579,241
	GTI	4,120	4,300	4,120	4,300	100.00	▲2.38%	412	1,770,100	442.53	172,000
	PPAP	13,020	13,100	13,000	13,100	80.00	▲0.61%	605	7,882,180	1,970.55	270,965
	PPSP	1,880	1,890	1,860	1,880	0.00	0.00%	18,515	34,686,580	8,671.65	135,125
	PAS	13,020	13,020	12,960	13,000	0.00	0.00%	981	12,742,040	3,185.51	1,115,036
	ABC	16,840	16,940	16,780	16,840	60.00	▲0.35%	12,235	206,106,980	51,526.75	7,294,465
	PEPC	3,050	3,090	3,040	3,050	-10.00	▼0.32%	757	2,310,400	577.60	228,582
	Index	644.93	644.93	641.26	643.69	2.10	▲0.33%	49,950	173,192,710	43,298	9,762,780
23/04/21	PPWSA	6,580	6,660	6,580	6,640	60.00	▲0.91%	2,884	19,076,960	4,769.24	577,502
	GTI	4,240	4,240	4,180	4,200	0.00	0.00%	1,008	4,222,740	1,055.69	168,000
	PPAP	12,920	13,060	12,920	13,020	0.00	0.00%	306	3,981,780	995.45	269,310
	PPSP	1,880	1,890	1,860	1,880	10.00	▲0.53%	40,975	76,815,660	19,203.92	135,125
	PAS	13,000	13,000	12,980	13,000	0.00	0.00%	1,145	14,882,540	3,720.64	1,115,036
	ABC	16,840	16,840	16,720	16,780	60.00	▲0.35%	3,146	52,739,260	13,184.82	7,268,475
	PEPC	3,030	3,060	3,030	3,060	0.00	0.00%	486	1,473,770	368.44	229,332
	Index	640.38	641.59	638.99	641.59	1.30	▲0.20%	15,606	85,027,500	21,257	9,730,853
22/04/21	PPWSA	6,560	6,580	6,520	6,580	20.00	▲0.30%	862	5,654,520	1,413.63	572,283
	GTI	4,180	4,200	4,180	4,200	-20.00	▼0.47%	369	1,542,440	385.61	168,000
	PPAP	13,000	13,020	12,920	13,020	0.00	0.00%	142	1,846,140	461.54	269,310
	PPSP	1,880	1,880	1,860	1,870	10.00	▲0.53%	9,956	18,625,550	4,656.39	134,406
	PAS	13,000	13,000	12,980	13,000	0.00	0.00%	1,392	18,094,400	4,523.60	1,115,036
	ABC	16,700	16,720	16,640	16,720	40.00	▲0.23%	2,233	37,279,640	9,319.91	7,242,486
	PEPC	3,050	3,060	3,030	3,060	10.00	▲0.32%	652	1,984,810	496.20	229,332
	Index	640.56	640.67	639.44	640.29	0.22	▲0.03%	18,268	48,000,720	12,000	9,711,119
21/04/21	PPWSA	6,560	6,560	6,520	6,560	20.00	▲0.30%	735	4,799,500	1,199.88	570,544
	GTI	4,200	4,220	4,100	4,220	20.00	▲0.47%	563	2,372,920	593.23	168,800
	PPAP	13,020	13,020	13,020	13,020	0.00	0.00%	33	429,660	107.42	269,310
	PPSP	1,880	1,880	1,860	1,860	-10.00	▼0.53%	15,565	29,171,070	7,292.77	133,688
	PAS	12,960	13,020	12,960	13,000	40.00	▲0.30%	81	1,052,300	263.08	1,115,036
	ABC	16,700	16,700	16,660	16,680	-20.00	▼0.11%	458	7,636,900	1,909.23	7,225,159
	PEPC	3,050	3,050	3,040	3,050	0.00	0.00%	833	2,538,370	634.59	228,582

Source: Data from CSX, and Compiled by ACS

*Exchange Rate: USD1=KHR 4,000

DISCLAIMER

ALL RESEARCH is based on material compiled from data considered to be reliable at the time of writing. However, information and opinions expressed will be subject to change at short notice, and no part of this report is to be construed as an offer or solicitation of an offer to transact any securities or financial instruments whether referred to herein or otherwise. We do not accept any liability directly or indirectly that may arise from investment decision-making based on this report. The company, its directors, officers, employees and/or connected persons may periodically hold an interest in the securities mentioned.

All Rights Reserved. No part of this publication may be used or re-produced without expressed permission from [ACLEDA SECURITIES PLC.](#)

ACLEDA IN GROUP

ACLEDA BANK PLC.

HEADQUARTERS

61, Preah Monivong Blvd., Sangkat Srah Chork,
Khan Daun Penh, Phnom Penh, Kingdom of Cambodia.

P.O. Box: 1149

Tel: (855) 23 998 777 / 430 999

Fax: (855) 23 998 666 / 430 555

E-mail: acledabank@acledabank.com.kh

Website: www.acledabank.com.kh

SWIFT: ACLBKHPP

ACLEDA SECURITIES PLC.

HEADQUARTERS

5th Floor, ACLEDA Building

61, Preah Monivong Blvd., Sangkat Srah Chork,
Khan Daun Penh, Phnom Penh, Kingdom of Cambodia.

Tel: (855) 23 723 388 / 999 966 / 999 977

Email: acs.rep@acledasecurities.com.kh

Website: www.acledasecurities.com.kh

ACLEDA BANK PLC.

CASH SETTLEMENT, SECURITIES REGISTRAR, SECURITIES TRANSFER, AND
PAYING AGENT

HEADQUARTERS

61, Preah Monivong Blvd., Sangkat Srah Chork,
Khan Daun Penh, Phnom Penh, Kingdom of Cambodia.

P.O. Box: 1149

Tel: (855) 23 998 777 / 430 999

Fax: (855) 23 998 666 / 430 555

E-mail: acledabank@acledabank.com.kh

Website: www.acledabank.com.kh

SWIFT: ACLBKHPP

ACLEDA INSTITUTE OF BUSINESS

HEADQUARTERS

Address: #1397, Phnom Penh-Hanoi
Friendship Blvd., Phum Anlong Kngan, Sangkat Khmuonh, Khan
Saensokh, Phnom Penh, Kingdom of Cambodia

P. O. Box: 1149

Tel: + 855 (0)23 881 790 / 999 944

E-mail: info@acleda-aib.edu.kh

Website: www.acleda-aib.edu.kh

ACLEDA BANK LAO LTD.

HEADQUARTERS

#398, Corner of Dongpalane and Dongpaina Road, Unit 20,
Phonesavanh

Neua Village, Sisattanak District, Vientiane Capital, Lao PDR.

P.O. Box: 1555

Hotline :1800

Tel: +856 (0)21 264 994 / 264 998

Fax: +856 (0)21 264 995/ 219 228

E-mail: acledabank@acledabank.com.la

Website: www.acledabank.com.la

SWIFT: ACLBLALA

ACLEDA MFI MYANMAR Co., LTD.

HEADQUARTERS

#186(B), ShweGonTaing Road, Yae Tar Shae Block,
Bahan Township, Yangon Region,
The Republic of the Union of Myanmar.

Tel: (+95-1) 559 475 / 552 956

Website: www.acledamfi.com.mm