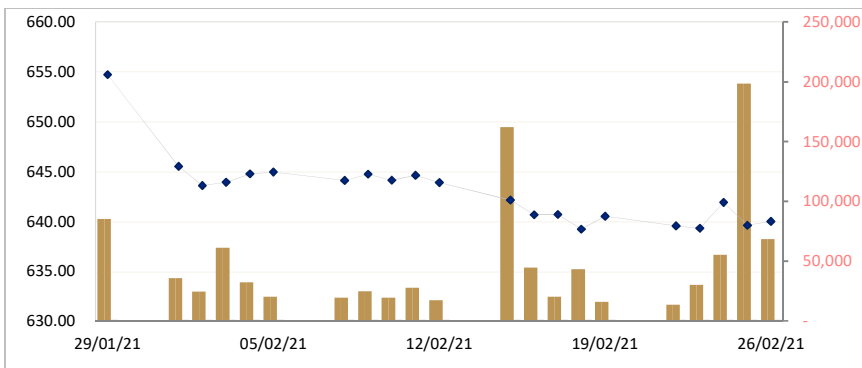


TEL: (855) 23 999 966 / 723 388 / 015 723 388 / 012 840 125 / E-MAIL: INFO@ACLEDASECURITIES.COM.KH

CAMBODIA SECURITIES EXCHANGE: MARKET SUMMARY

Index / Companies	Previous Day	Open	Closing	Change	% Change	From Listed till Today		Volume	Value (KHR)
						High	Low		
Index	639.59	639.64	639.99	0.4	▲0.06	1,108	305	68,291	432,038,980
PPWSA	6,080	6,080	6,080	0	0.00	6,500	-4	6,459	39,024,320
GTI	3,280	3,200	3,280	0	0.00	9,780	2,110	280	907,400
PPAP	12,800	12,300	13,940	1,140.	▲8.91	14,080	4,600	1,622	20,581,880
PPSP	1,590	1,600	1,590	0	0.00	3,650	1,120	36,880	58,987,480
PAS	13,360	13,480	13,200	-160.	▼1.20	23,800	4,620	19,855	82,005,920
ABC	16,840	16,840	16,840	0	0.00	23,600	16,180	3,126	52,700,240
PEPC	2,950	2,950	2,900	-50.	▼1.69	3,990	2,710	69	82,005,920

CSX DAILY STOCK INDEX (Last 30 Days)



SECURITIES NEWS

CAMBODIA : PPAP sheds some of mid-week mega-jump in Thursday trading

Trading yesterday saw Phnom Penh Autonomous Port's (PPAP) share price retreat 400 riels, close to a third of its Wednesday gain of 1,160 riels per share. PPAP shares jumped substantially just two minutes before the closing bell on Wednesday to close at its highest price since 2019. Shares of PPAP rose 9.64% between open and close on Wednesday, with 778 shares trading on the day. Kyung Tae Han, managing director for Yuanta Securities, the firm that underwrote PPAP's initial public offering, said Wednesday's "last-minute surge in PPAP's share price was almost entirely due to a scarcity of shares available for sale in the market at that moment." "PPAP was trading in the range of 11,800 riels to 12,200 riels per share until two minutes before the end of the trading session, only to surge to 13,200 when buy orders exceeded the number of shares available for sale," Kyung said. Khmer Times previously reported that PPAP was poised for a strong year after persevering through a difficult 2020 as the pandemic slowed down global trade. "Based on PPAP's Q4 2020 report, we can see that the balance sheet remained virtually the same as last year with only slight changes quarter-to-quarter. (Khmer Times)

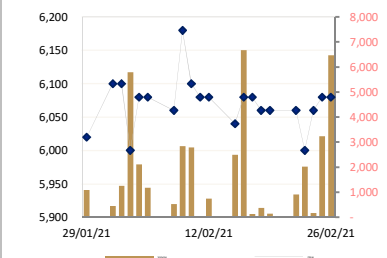
CAMBODIA : Stock market unruffled by 'Feb 20 Event': CSX official

The emergence of the Kingdom's third community transmission, dubbed the "February 20 Community Event", has not had a discernible impact on stock prices, according to Cambodia Securities Exchange (CSX) vice-chairman Ha Jong-weon. Prime Minister Hun Sen on February 20 announced the Kingdom's third outbreak of Covid-19 community transmissions after 32 people tested positive in just over 10 hours. The Ministry of Health on February 24 recorded 40 more cases of Covid-19, with 38 linked to the February 20 community transmission. This brings the total cases of Cambodia's third local transmission to 137 in just four days, most of whom are Chinese. CSX's Ha said the bourse's share prices had remained rather stable with no significant fluctuations in the three trading days since the prime minister's announcement. The CSX Index rose 2.60 points or 0.41% to close at 641.88 on February 24 with 55,268 shares traded worth 139,793,300 riels (\$34,230). This was the largest percentage increase since

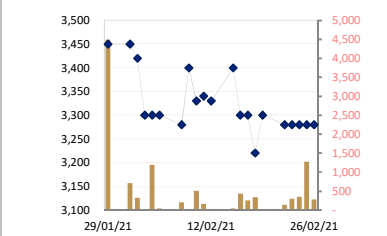
LISTED COMPANIES

PPWSA	Phnom Penh Water Supply Authority
Industry	Water Utility
GTI	Grant Twins Int. (Cambodia) Plc.
Industry	Apparel Clothing
PPAP	Phnom Penh Autonomous Port.
Industry	Port Services
PPSP	Phnom Penh SEZ PLC.
Industry	SEZ Developer
PAS	Sihanouk Ville Autonomous Port.
Industry	Port Services
ABC	ACLEDA Bank
Industry	Financial
PEPC	PESTECH Cambodia
Industry	Electricity

PPWSA DAILY STOCK PRICE



GTI DAILY STOCK PRICE



January 29's 2.15% rise to 654.70 points. Ha said: "We will have to wait and see [how things develop over] the coming days. The newly found positive cases so far don't seem to have had a great impact on the stock market yet. (*Phnom Penh Post*)

CAMBODIA : MARKET WATCH

CSX index trading value made big jump yesterday. The CSX index did a roaring trade yesterday with 475,749,200 riels of transactions having taken place. The index closed at 639.59, down 2.29 on the day. Decliners outnumbered gainers and were led by PPAP which gave back a substantial percentage of Wednesday's major gain, dropping 400 riels to close at 12,800 riels per share. ABC was down 60 to finish at 16,840 riels per share and PEPC dropped 30 riels to close at 2,950. PWSA was the day's sole gainer, rising 20 riels to land at 6,080 riels per share on the day. GTI, PPSP and PAS all held steady, closing at 3,280, 1,590 and 13,360 riels per share respectively. (*Khmer Times*)

BUSINESS & ECONOMIC NEWS

CAMBODIA : NBC, IFC to boost SME financial access

The National Bank of Cambodia (NBC) and the International Finance Corporation (IFC) will join forces on the "Cambodia Supply Chain Finance Market Development" project and expand financial access for the Kingdom's small and medium-sized enterprises (SME). Rath Sovannorak, head of NBC's General Directorate of Banking Supervision, signed a memorandum of understanding (MoU) to that effect on February 24 at a virtual signing ceremony to assist the government in its effort to improve the environment for private sector development, NBC said in an announcement. "Having seen the importance of [SMEs] in national economic improvement, this project is fully aligned with the key priority of promoting innovative credit products for SMEs set in the National Financial Inclusion Strategy 2019-2025. "The result of this project will serve as a pathway for policy-setting and improving [the] SME finance ecosystem in Cambodia through strengthening regulatory support, enhancing market knowledge and practice, and developing [a] favourable ecosystem," it said. (*Phnom Penh Post*)

CAMBODIA : India trade tumbles 26% in 2020

The trade value between Cambodia and India saw a dramatic 25.81% reduction last year to \$190.13 million from 2019's \$256.26 million as the Kingdom embarked on a feasibility study for a free trade agreement (FTA). Cambodian exports to India were valued at \$61.36 million last year, down 5.12% year-on-year from \$64.67 million, while imports fell by 32.97% to \$128.77 million from \$191.59 million in 2019, Ministry of Commerce data show. Ministry spokesman Pen Sovicheat told The Post on February 25 that trade between the two countries had been on a steady upward trajectory prior to the Covid-19 crisis. With its massive population and the burgeoning purchasing power of its highly-active consumers, he said India offers a vast market of immense potential with a hefty appetite for merchandise that Cambodia could produce. He said light-industry and consumer goods, agricultural products and a range of technological services represented the bulk of trade between the two countries. He added that the Kingdom is working closely with Jakarta-based Economic Research Institute for ASEAN and East Asia (ERIA) on a feasibility study of the merits of a bilateral FTA with India. (*Phnom Penh Post*)

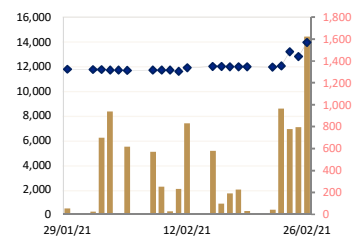
CAMBODIA : Hong Kong ready to provide technical assistance for Cambodia's E-Commerce

The Hong Kong Special Administrative Region of China has expressed its readiness to cooperate and provide technical assistance for Cambodia in the field of e-commerce. The assistance will help Cambodia in the negotiations under the WTO and other cooperation framework to boost bilateral trade during this COVID-19 crisis, pointed out a press release of the Ministry of Commerce issued after the recent meeting via Videoconference between Sok Sopheak, Secretary of State at the Ministry of Commerce and Edward Yau, Secretary for Commerce and Economic Development of Hong Kong. The meeting aimed to discuss bilateral cooperation and interest of Hong Kong in becoming party of the Regional Comprehensive Economic Partnership (RCEP). Sopheak welcomed Hong Kong's interest, expecting the Special Administration Region to become a main economic, trade and investment partner for the progress of ASEAN as well as the RCEP region, including Cambodia. (*AKP*)

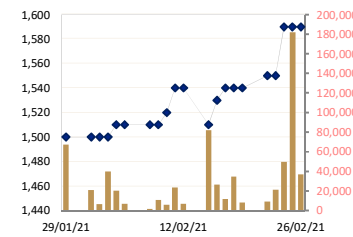
CAMBODIA : Exports to China gain modest 8% in 2020

Cambodia's total export value to China extended its winning streak last year, weathering supply chain disruptions due to the Covid-19 outbreak. The Kingdom's exports to the world's second-largest economy in nominal terms surged more than eight per cent in value to \$1.086 billion

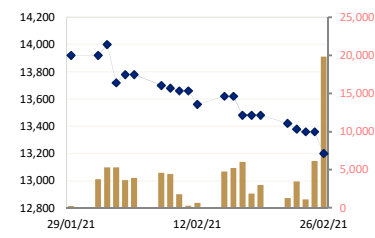
PPAP DAILY STOCK PRICE



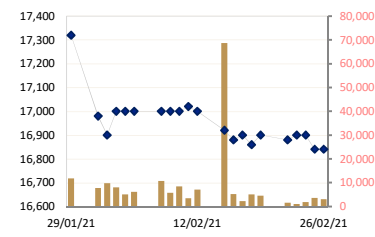
PPSP DAILY STOCK PRICE



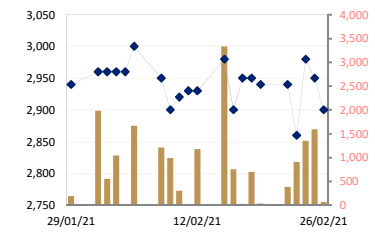
PAS DAILY STOCK PRICE



ABC DAILY STOCK PRICE



PEPC DAILY STOCK PRICE



last year compared to the \$1.004 billion posted in 2019, according to Ministry of Commerce figures. By contrast, Cambodia's imports from China slumped about 10 per cent in value to just slightly over \$7 billion last year. Cambodia Chamber of Commerce (CCC) vice-president Lim Heng stressed that Cambodia-China trade relations remained strong even as regional and global economies square off against disruptions in value chains. "We won't deny that there was some disruption in production and exports to China and other countries last year as a result of Covid-19. But, with the close relations between the two countries, we ratcheted up our exports to China again last year," he said. And buoying the prospects of future export growth is the bilateral Cambodia-China Free Trade Agreement (CCFTA) that was signed on October 12, which allows the Kingdom to export a wide range of goods to the Asian juggernaut at a zero per cent tariff rate. (*Phnom Penh Post*)

CAMBODIA : Airport eyes adding long-haul flights

Sihannouk International Airport's operator is eyeing potential new direct, long-haul routes to Europe and the Middle East to bring a new wave of overseas visitors and increase aviation's contribution to coastal Preah Sihanouk province's economy. This is according to Cambodia Airports communications and public relations director Khek Norinda and comes just four months after the airport's runway extension and renovation was completed. Norinda told The Post that the runway had been extended from 2,550m to 3,300m and can now accommodate Code E category wide-bodied aircraft such as Airbus A350s and Boeing B777s. He said a new LED airfield lighting system was also installed to reduce the airport's carbon footprint and that the entire project had been completed on October 13. "Upgrading the infrastructure will be instrumental in connecting Sihanoukville to more remote destinations in Europe and the Middle East and in further developing Cambodia's coastal regions," Norinda said. Preah Sihanouk provincial governor Kuoch Chamroeun noted that a new taxiway is currently under construction. (*Phnom Penh Post*)

CAMBODIA : Special tariffs cut to boost auto sales

From early next month, the special tariffs on imported family vehicles will be reduced by 10 to 25% according to engine size, according to an announcement from the General Department of Custom and Excise. The rate for imported electric family and passenger cars will be reduced from 30 percent to 10% and the rate for semi-trailer trucks will drop from 40 to 25%. Lorries with a gross vehicle weight over five tonnes will have the tariff on them reduced from 40 to 30%. Dump trucks, cranes, drilling trucks, concrete mixers and vehicles that carry explosive materials will see a rate cut from the current 40% to 30%. Ngorn Saing, chief executive officer (CEO) of RMA (Cambodia) Plc, welcomed the government's move. He added that the reduced tariff costs, will enable more vehicles to be sold, with price reductions of \$1,000 to \$10,000, depending on the type of vehicle, compared with the old tariffs. (*Khmer Times*)

VIETNAMESE : VN exports to Australia grow 62% in January

Vietnamese exports to Australia hit \$392 million last month, growing 62.08% over the same period last year, statistics from the General Department of Vietnam Customs showed. Two-way turnover between Vietnam and Australia is estimated at nearly \$873 million, a year-on-year increase of 39.92%. In addition to telephones, many items exported to Australia increased last month. Seafood surged by 106.09%, wood and wood products up 69.95%, toys and parts 218.11%, textiles 62.72%, footwear 72.47%, electric wires and cables 329.68%, plastics materials more than 900%, agricultural products and vegetables 37.16%. During the Lunar New Year, Vietnamese goods for the holiday sold well at Asian supermarkets and other supermarkets across Australia. Although the Australian market reduced global import by 5.14% last year, exports from Vietnam to Australia still grew by 2.65%. The Vietnam Trade Office in Australia has closely followed Australia's economic recovery plan based on the needs of Australian businesses in the context of trade tensions to connect trade and promote export. The Ministry of Industry and Trade said that in addition to the Online International Exhibition of Vietnamese Goods 2021 to be held in Australia this year, many promotional events would be hosted by the Vietnam Trade Office in Australia each month. (*VIET NAM NEWS*)

Historical Trading Data (Latest Month)

Date	Index/Stoc k	Open	High	Low	Close	Change	Δ (%)	Volume	Value (mil. KHR)	Value (\$)*	Mar. Cap. (mil. KHR)
26/02/21	Index	639.64	641.16	636.55	639.99	0.40	▲0.06%	68,291	432,038,980	108,010	9,706,614
	PPWSA	6,080	6,080	6,000	6,080	0.00	0.00%	6,459	39,024,320	9,756.08	528,797
	GTI	3,200	3,280	3,200	3,280	0.00	0.00%	280	907,400	226.85	131,200
	PPAP	12,300	14,080	12,200	13,940	1,140.00	▲8.90%	1,622	20,581,880	5,145.47	288,340
	PPSP	1,600	1,610	1,590	1,590	0.00	0.00%	36,880	58,987,480	14,746.87	114,281
	PAS	13,480	13,480	13,000	13,200	-160.00	▼1.19%	19,855	259,634,160	64,908.54	1,132,190
	ABC	16,840	16,900	16,840	16,840	0.00	0.00%	3,126	52,700,240	13,175.06	7,294,465
	PEPC	2,950	2,950	2,900	2,900	-50.00	▼1.69%	69	203,500	50.88	217,341
25/02/21	Index	641.88	643.50	637.77	639.59	2.29	▲0.36%	198,445	475,749,200	118,937	9,700,504
	PPWSA	6,080	6,080	6,020	6,080	20.00	▲0.33%	3,233	19,629,080	4,907.27	528,797
	GTI	3,280	3,290	3,280	3,280	0.00	0.00%	1,276	4,187,710	1,046.93	131,200
	PPAP	12,140	13,180	12,100	12,800	-400.00	▼3.03%	796	9,753,360	2,438.34	264,760
	PPSP	1,600	1,700	1,550	1,590	0.00	0.00%	181,832	295,324,290	73,831.07	114,281
	PAS	13,300	13,420	13,200	13,360	0.00	0.00%	6,152	82,005,920	20,501.48	1,145,913
	ABC	16,840	17,000	16,820	16,840	-60.00	▼0.35%	3,567	60,233,060	15,058.27	7,294,465
	PEPC	2,970	2,970	2,850	2,950	-30.00	▼1.00%	1,589	4,615,780	1,153.95	221,088
24/02/21	Index	639.28	641.88	638.86	641.88	2.60	▲0.41%	55,268	139,793,300	34,948	9,735,277
	PPWSA	6,060	6,060	6,060	6,060	60.00	▲1.00%	171	1,036,260	259.07	527,057
	GTI	3,290	3,290	3,250	3,280	0.00	0.00%	342	1,115,930	278.98	131,200
	PPAP	11,880	13,200	11,880	13,200	1,160.00	▲9.63%	778	9,408,500	2,352.13	273,034
	PPSP	1,550	1,600	1,550	1,590	40.00	▲2.58%	49,667	78,237,210	19,559.30	114,281
	PAS	13,500	13,500	13,360	13,360	-20.00	▼0.14%	1,109	14,869,560	3,717.39	1,145,913
	ABC	16,900	16,900	16,880	16,900	0.00	0.00%	1,848	31,228,200	7,807.05	7,320,455
	PEPC	2,950	2,980	2,870	2,980	120.00	▲4.19%	1,353	3,897,640	974.41	223,336
23/02/21	Index	639.54	640.41	636.93	639.28	0.26	▲0.04%	30,032	125,347,780	31,337	9,695,912
	PPWSA	6,060	6,060	6,000	6,000	-60.00	▼0.99%	2,021	12,187,180	3,046.80	521,839
	GTI	3,240	3,280	3,240	3,280	0.00	0.00%	300	974,000	243.50	131,200
	PPAP	11,920	12,100	11,840	12,040	100.00	▲0.83%	965	11,492,480	2,873.12	249,040
	PPSP	1,550	1,560	1,550	1,550	0.00	0.00%	21,243	32,957,970	8,239.49	111,406
	PAS	13,420	13,500	13,300	13,380	-40.00	▼0.29%	3,485	46,496,600	11,624.15	1,147,629
	ABC	16,880	16,900	16,820	16,900	20.00	▲0.11%	1,106	18,627,440	4,656.86	7,320,455
	PEPC	2,970	2,970	2,860	2,860	-80.00	▼2.72%	912	2,612,110	653.03	214,343
22/02/21	Index	640.44	640.49	635.92	639.54	0.95	▲0.15%	13,606	65,129,750	16,282	9,699,825
	PPWSA	6,060	6,060	6,000	6,060	0.00	0.00%	907	5,462,640	1,365.66	527,057
	GTI	3,280	3,280	3,280	3,280	-20.00	▼0.60%	136	446,080	111.52	131,200
	PPAP	11,940	11,940	11,940	11,940	-20.00	▼0.16%	44	525,360	131.34	246,971
	PPSP	1,530	1,550	1,530	1,550	10.00	▲0.64%	9,312	14,331,650	3,582.91	111,406
	PAS	13,480	13,480	13,360	13,420	-60.00	▼0.44%	1,250	16,785,000	4,196.25	1,151,060
	ABC	16,900	16,900	16,740	16,880	-20.00	▼0.11%	1,573	26,448,060	6,612.02	7,311,792
	PEPC	2,980	2,980	2,940	2,940	0.00	0.00%	384	1,130,960	282.74	220,338
19/02/21	Index	639.36	640.69	639.07	640.49	1.28	▲0.20%	15,909	131,778,300	32,945	9,714,129
	PPWSA	6,060	6,060	6,060	6,060	0.00	0.00%	140	848,400	212.10	527,057
	GTI	3,300	3,300	3,300	3,300	80.00	▲2.48%	10	33,000	8.25	132,000
	PPAP	12,000	12,000	11,960	11,960	-20.00	▼0.16%	31	371,400	92.85	247,385
	PPSP	1,530	1,550	1,530	1,540	0.00	0.00%	8,094	12,457,980	3,114.50	110,688
	PAS	13,480	13,500	13,400	13,480	0.00	0.00%	2,982	40,003,180	10,000.80	1,156,206
	ABC	16,880	16,900	16,860	16,900	40.00	▲0.23%	4,617	77,961,520	19,490.38	7,320,455
	PEPC	2,860	2,980	2,860	2,940	-10.00	▼0.33%	35	102,820	25.71	220,338
18/02/21	Index	640.70	643.30	638.64	639.21	1.47	▲0.23%	43,275	172,469,000	43,117	9,694,766
	PPWSA	6,080	6,080	6,060	6,060	-20.00	▼0.32%	370	2,248,720	562.18	527,057
	GTI	3,300	3,300	3,220	3,220	-80.00	▼2.42%	335	1,081,500	270.38	128,800
	PPAP	12,000	12,000	11,960	11,980	0.00	0.00%	226	2,703,680	675.92	247,799
	PPSP	1,540	1,560	1,540	1,540	0.00	0.00%	34,717	53,804,540	13,451.14	110,688
	PAS	13,500	13,520	13,480	13,480	0.00	0.00%	1,842	24,862,020	6,215.51	1,156,206
	ABC	16,980	16,980	16,840	16,860	-40.00	▼0.23%	5,083	85,693,800	21,423.45	7,303,129
	PEPC	2,950	2,980	2,950	2,950	0.00	0.00%	702	2,074,740	518.69	221,088
17/02/21	Index	641.03	644.30	639.77	640.68	0.05	▲0.01%	20,398	139,722,970	34,931	9,717,032
	PPWSA	6,100	6,100	6,080	6,080	0.00	0.00%	132	803,200	200.80	528,797
	GTI	3,180	3,300	3,180	3,300	0.00	0.00%	255	811,500	202.88	132,000
	PPAP	11,960	11,980	11,960	11,980	-20.00	▼0.16%	191	2,284,680	571.17	247,799
	PPSP	1,530	1,540	1,530	1,540	10.00	▲0.65%	11,591	17,814,810	4,453.70	110,688
	PAS	13,700	13,700	13,420	13,480	-140.00	▼1.02%	6,039	81,429,980	20,357.50	1,156,206
	ABC	16,880	0	16,880	16,900	20.00	▲0.11%	2,160	36,490,300	9,122.58	7,320,455
	PEPC	2,950	2,950	2,950	2,950	50.00	▲1.72%	30	88,500	22.13	221,088
16/02/21	Index	641.43	641.43	633.61	640.63	1.48	▲0.23%	44,769	242,120,480	60,530	9,716,324
	PPWSA	6,040	6,080	5,900	6,080	40.00	▲0.66%	6,670	39,472,680	9,868.17	528,797
	GTI	3,300	3,300	3,180	3,300	-100.00	▼2.94%	432	1,377,080	344.27	132,000
	PPAP	12,000	12,000	11,800	12,000	0.00	0.00%	98	1,172,240	293.06	248,212

	PPSP	1,510	1,530	1,510	1,530	20.00	▲1.32%	26,403	40,221,960	10,055.49	109,969
	PAS	13,500	13,620	13,400	13,620	0.00	0.00%	5,211	70,317,880	17,579.47	1,168,214
	ABC	16,820	16,920	16,700	16,880	-40.00	▼0.23%	5,197	87,348,920	21,837.23	7,311,792
	PEPC	2,940	2,950	2,900	2,900	-80.00	▼2.68%	758	2,209,720	552.43	217,341
15/02/21	Index	646.10	646.30	640.11	642.11	1.75	▲0.27%	161,905	#####	346,867	9,743,876
	PPWSA	6,100	6,100	6,000	6,040	-40.00	▼0.65%	2,493	15,101,740	3,775.44	525,318
	GTI	3,330	3,400	3,330	3,400	70.00	▲2.10%	44	148,760	37.19	136,000
	PPAP	12,000	12,000	11,620	12,000	100.00	▲0.84%	581	6,826,960	1,706.74	248,212
	PPSP	1,560	1,560	1,490	1,510	-30.00	▼1.94%	81,977	123,712,190	30,928.05	108,531
	PAS	13,700	13,700	13,480	13,680	60.00	▲0.44%	4,781	64,592,260	16,148.07	1,173,361
	ABC	17,000	17,040	16,900	16,920	-80.00	▼0.47%	68,692	1,167,374,120	291,843.53	7,329,118
	PEPC	3,000	3,000	2,900	2,980	50.00	▲1.70%	3,337	9,711,590	2,427.90	223,336
12/02/21	Index	644.56	646.78	643.86	643.86	0.75	▲0.12%	17,352	158,234,750	39,559	9,765,256
	PPWSA	6,080	6,080	6,080	6,080	0.00	0.00%	740	4,499,200	1,124.80	528,797
	GTI	3,330	3,330	3,330	3,330	-10.00	▼0.29%	32	106,560	26.64	133,200
	PPAP	12,200	12,200	11,600	11,900	300.00	▲2.58%	832	9,965,500	2,491.38	246,144
	PPSP	1,530	1,550	1,530	1,540	0.00	1.09%	6,827	10,495,450	2,623.86	110,688
	PAS	13,660	13,700	13,560	13,560	-100.00	▼0.73%	611	8,353,200	2,088.30	1,163,068
	ABC	17,020	17,080	17,000	17,000	-20.00	▼0.11%	7,130	121,343,640	30,335.91	7,363,771
	PEPC	2,940	2,950	2,930	2,930	0.00	0.00%	1,180	3,471,200	867.80	219,589
11/02/21	Index	644.12	645.98	644.10	644.61	0.49	▲0.08%	27,525	101,826,940	25,457	9,776,691
	PPWSA	6,080	6,080	6,080	6,080	-20.00	▼0.32%	10	60,800	15.20	528,797
	GTI	3,200	3,340	3,200	3,340	10.00	▲0.30%	161	523,140	130.79	133,600
	PPAP	11,600	11,600	11,600	11,600	-100.00	▼0.85%	231	2,679,600	669.90	239,939
	PPSP	1,520	1,550	1,510	1,540	20.00	▲1.31%	23,374	35,701,740	8,925.44	110,688
	PAS	13,660	13,660	13,660	13,660	0.00	0.00%	282	3,852,120	963.03	1,171,645
	ABC	17,060	17,060	17,020	17,020	20.00	▲0.11%	3,467	59,009,540	14,752.39	7,372,435
	PEPC	2,930	2,930	2,930	2,930	10.00	▲0.34%	0	0	0.00	219,589
10/02/21	Index	644.73	646.11	644.06	644.12	0.61	▲0.09%	19,590	194,305,230	48,576	9,769,249
	PPWSA	6,100	6,100	6,000	6,100	-80.00	▼1.29%	2,785	16,767,700	4,191.93	530,536
	GTI	3,270	3,330	3,200	3,330	-70.00	▼2.05%	508	1,630,610	407.65	133,200
	PPAP	11,800	11,800	11,700	11,700	0.00	0.00%	25	293,700	73.43	242,007
	PPSP	1,510	1,520	1,510	1,520	10.00	▲0.66%	5,860	8,848,620	2,212.16	109,250
	PAS	13,700	13,700	13,500	13,660	-20.00	▼0.14%	1,762	23,906,100	5,976.53	1,171,645
	ABC	17,000	17,060	17,000	17,000	0.00	0.00%	8,350	141,982,500	35,495.63	7,363,771
	PEPC	2,920	2,920	2,920	2,920	20.00	▲0.68%	300	876,000	219.00	218,839
09/02/21	Index	644.09	645.91	642.70	644.73	0.64	▲0.10%	24,869	196,188,800	49,047	9,778,505
	PPWSA	6,080	6,280	6,000	6,180	120.00	▲1.98%	2,832	17,273,760	4,318.44	537,494
	GTI	3,400	3,400	3,400	3,400	120.00	▲3.65%	19	64,600	16.15	136,000
	PPAP	11,700	11,700	11,680	11,700	0.00	0.00%	250	2,923,000	730.75	242,007
	PPSP	1,510	1,510	1,500	1,510	0.00	0.00%	10,666	16,103,660	4,025.92	108,531
	PAS	13,700	13,700	13,520	13,680	-20.00	▼0.14%	4,413	60,021,820	15,005.46	1,173,361
	ABC	17,000	17,060	17,000	17,000	0.00	0.00%	5,700	96,929,860	24,232.47	7,363,771
	PEPC	2,900	2,950	2,900	2,900	-50.00	▼1.69%	989	2,872,100	718.03	217,341
08/02/21	Index	644.93	650.64	642.70	644.09	0.84	▲0.13%	19,165	258,480,170	64,620	9,768,731
	PPWSA	6,080	6,080	6,000	6,060	-20.00	▼0.32%	533	3,213,480	803.37	527,057
	GTI	3,280	3,280	3,280	3,280	-20.00	▼0.60%	200	656,000	164.00	131,200
	PPAP	11,500	11,700	11,500	11,700	20.00	▲0.17%	570	6,575,000	1,643.75	242,007
	PPSP	1,520	1,520	1,500	1,510	0.00	0.00%	1,480	2,238,050	559.51	108,531
	PAS	13,500	13,760	13,500	13,700	-80.00	▼0.58%	4,557	61,702,940	15,425.74	1,175,076
	ABC	17,000	17,200	17,000	17,000	0.00	0.00%	10,612	180,586,820	45,146.71	7,363,771
	PEPC	2,880	2,960	2,820	2,950	-50.00	▼1.66%	1,213	3,507,880	876.97	221,088
05/02/21	Index	645.44	645.97	643.42	644.93	0.17	▲0.03%	20,190	186,020,560	46,505	9,781,465
	PPWSA	6,100	6,100	6,080	6,080	0.00	0.00%	1,179	7,168,340	1,792.09	528,797
	GTI	3,300	3,300	3,300	3,300	0.00	0.00%	45	148,500	37.13	132,000
	PPAP	11,800	11,800	11,680	11,680	-20.00	▼0.17%	617	7,207,040	1,801.76	241,593
	PPSP	1,520	1,520	1,510	1,510	0.00	0.00%	6,697	10,140,080	2,535.02	108,531
	PAS	13,840	13,860	13,500	13,780	0.00	0.00%	3,899	52,945,060	13,236.27	1,181,938
	NEW	17,000	17,040	17,000	17,000	0.00	0.00%	6,084	103,532,720	25,883.18	7,363,771
	PEPC	2,970	3,000	2,860	3,000	40.00	▲1.35%	1,669	4,878,820	1,219.71	224,835
04/02/21	Index	645.10	647.01	643.24	644.76	0.85	▲0.13%	32,347	183,524,880	45,881	9,778,881
	PPWSA	6,000	6,080	6,000	6,080	80.00	▲1.33%	2,117	12,709,780	3,177.45	528,797
	GTI	3,300	3,300	3,200	3,300	0.00	0.00%	1,197	3,880,750	970.19	132,000
	PPAP	11,700	11,700	11,700	11,700	0.00	0.00%	2	23,400	5.85	242,007
	PPSP	1,510	1,510	1,500	1,510	10.00	▲0.66%	20,288	30,609,130	7,652.28	108,531
	PAS	13,720	13,780	13,500	13,780	60.00	▲0.43%	3,621	49,081,920	12,270.48	1,181,938
	ABC	17,040	17,080	17,000	17,000	0.00	0.00%	5,122	87,219,900	21,804.98	7,363,771
	PEPC	2,960	2,960	2,960	2,960	0.00	0.00%	0	0	0.00	221,837

Source: Data from CSX, and Compiled by ACS

Source: Data from CSX, and Compiled by ACS

*Exchange Rate: USD1=KHR 4,000

DISCLAIMER

ALL RESEARCH is based on material compiled from data considered to be reliable at the time of writing. However, information and opinions expressed will be subject to change at short notice, and no part of this report is to be construed as an offer or solicitation of an offer to transact any securities or financial instruments whether referred to herein or otherwise. We do not accept any liability directly or indirectly that may arise from investment decision-making based on this report. The company, its directors, officers, employees and/or connected persons may periodically hold an interest in the securities mentioned.

All Rights Reserved. No part of this publication may be used or re-produced without expressed permission from **ACLEDA SECURITIES PLC.**

ACLEDA IN GROUP

ACLEDA BANK PLC.

HEADQUARTERS

61, Preah Monivong Blvd., Sangkat Srah Chork,
Khan Daun Penh, Phnom Penh, Kingdom of Cambodia.
P.O. Box: 1149
Tel: (855) 23 998 777 / 430 999
Fax: (855) 23 998 666 / 430 555
E-mail: acledabank@acledabank.com.kh
Website: www.acledabank.com.kh
SWIFT: ACLBKHPP

ACLEDA BANK PLC.

CASH SETTLEMENT, SECURITIES REGISTRAR, SECURITIES TRANSFER, AND
PAYING AGENT

HEADQUARTERS

61, Preah Monivong Blvd., Sangkat Srah Chork,
Khan Daun Penh, Phnom Penh, Kingdom of Cambodia.
P.O. Box: 1149
Tel: (855) 23 998 777 / 430 999
Fax: (855) 23 998 666 / 430 555
E-mail: acledabank@acledabank.com.kh
Website: www.acledabank.com.kh
SWIFT: ACLBKHPP

ACLEDA BANK LAO LTD.

HEADQUARTERS

#398, Corner of Dongpalane and Dongpaina Road, Unit 20,
Phonesavanh
Neua Village, Sisattanak District, Vientiane Capital, Lao PDR.
P.O. Box: 1555
Hotline :1800
Tel: +856 (0)21 264 994 / 264 998
Fax: +856 (0)21 264 995/ 219 228
E-mail: acledabank@acledabank.com.la
Website: www.acledabank.com.la
SWIFT: ACLBLALA

ACLEDA SECURITIES PLC.

HEADQUARTERS

5th Floor, ACLEDA Building
61, Preah Monivong Blvd., Sangkat Srah Chork,
Khan Daun Penh, Phnom Penh, Kingdom of Cambodia.
Tel: (855) 23 723 388 / 999 966 / 999 977
Email: acs.rep@acledasecurities.com.kh
Website: www.acledasecurities.com.kh

ACLEDA INSTITUTE OF BUSINESS

HEADQUARTERS

Address: #1397, Phnom Penh-Hanoi
Friendship Blvd., Phum Anlong Kngan, Sangkat Khmuonh, Khan
Saensokh, Phnom Penh, Kingdom of Cambodia
P. O. Box: 1149
Tel: + 855 (0)23 881 790 / 999 944
E-mail: info@acleda-aib.edu.kh
Website: www.acleda-aib.edu.kh

ACLEDA MFI MYANMAR Co., LTD.

HEADQUARTERS

#186(B), ShweGonTaing Road, Yae Tar Shae Block,
Bahan Township, Yangon Region,
The Republic of the Union of Myanmar.
Tel: (+95-1) 559 475 / 552 956
Website: www.acledamfi.com.mm