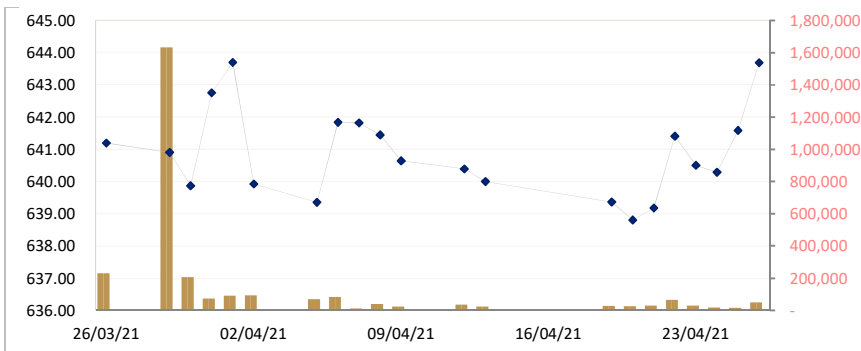


CAMBODIA SECURITIES EXCHANGE: MARKET SUMMARY

Index / Companies	Previous Day	Open	Closing	Change	% Change	From Listed till Today		Volume	Value (KHR)
						High	Low		
Index	641.59	644.93	643.69	2.1	▲0.33	1,108	305	49,950	173,192,710
PPWSA	6,580	6,580	6,640	60.	▲0.91	6,660	-4	2,884	19,076,960
GTI	4,200	4,240	4,200	0	0.00	9,780	2,110	1,008	4,222,740
PPAP	13,020	12,920	13,020	0	0.00	14,080	4,600	306	3,981,780
PPSP	1,870	1,880	1,880	10.	▲0.53	3,650	1,120	40,975	76,815,660
PAS	13,000	13,000	13,000	0	0.00	23,800	4,620	1,145	18,094,400
ABC	16,720	16,840	16,780	60.	▲0.36	23,600	16,000	3,146	52,739,260
PEPC	3,060	3,030	3,060	0	0.00	3,990	2,700	486	18,094,400

CSX DAILY STOCK INDEX (Last 30 Days)



SECURITIES NEWS

CAMBODIA : CSX continues executing trades under lockdown

Bowed but unbeaten, the spritely Cambodia Securities Exchange (CSX) is churning away under lockdowns that have affected nearly every aspect of the Kingdom’s economy. Authorities last week implemented strict lockdowns across the capital and Takmao to curb the spread of COVID-19. The CSX saw a total trading volume of 66,000 stocks with a value of approximately \$37,000 as trading resumed on Monday after Khmer New Year under less than ideal conditions, according to Kim Sophanita, director of the CSX Securities Market’s Operations Department. “Even during the travel restrictions during lockdown, all of our brokers are still able to facilitate trades for investors. Most of them are working from home or remotely to connect to the office’s computer system,” said Sophanita. She added that that the lockdown was not a “big surprise” because the exchange had prepared a contingency plan for the worst. She credited the digital mobile trading system (MTS) introduced three years ago for allowing the CSX to continue operating. About 99% of all trades executed on Monday were conducted through the MTS. Prom Visoth, ACLEDA Securities chief executive officer, revealed that all his brokers are working as normal and executing trades at the CSX. *(Khmer Times)*

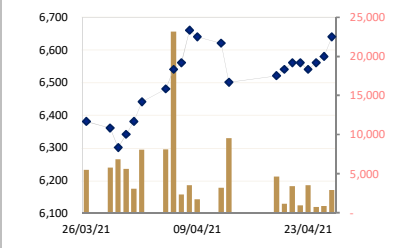
CAMBODIA : Phnom Penh Autonomous Port maintains growth in Q1

Locally-listed Phnom Penh Autonomous Port (PPAP) reported \$7,770,742 in revenue for the first quarter of 2021, up 2.19% over the \$7,603,877 posted in the corresponding period last year. In an unaudited report filed to the Cambodia Securities Exchange last week, PPAP said the growth was buoyed by revenue from port operations, which brought in \$6,202,796 for the quarter, up 8.15% year-on-year from \$5,735,539. However, it noted, revenue from all other sources declined. The “Port Authority” reeled in \$884,886, down 21.55 from \$1,127,963, “revenue from other services” clocked in at \$77,550, down 38.30 from \$125,679, while “other income” totaled \$605,510, down 1.49% from \$614,696. Cambodia Logistics Association (CLA) president Sin Chanthy told The Post on April 19 that remaining in positive territory, even barely, was terrific news at this stage of the Covid-19 pandemic, which he said has sapped the vitality from all modes of the transport industry. *(Phnom Penh Post)*

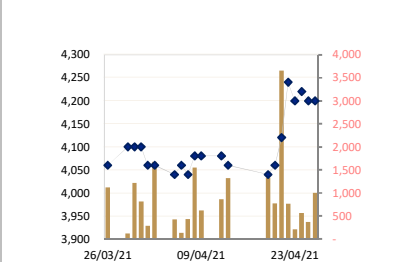
LISTED COMPANIES

PPWSA	Phnom Penh Water Supply Authority
Industry	Water Utility
GTI	Grant Twins Int. (Cambodia) Plc.
Industry	Apparel Clothing
PPAP	Phnom Penh Autonomous Port.
Industry	Port Services
PPSP	Phnom Penh SEZ PLC.
Industry	SEZ Developer
PAS	Sihanouk Ville Autonomous Port.
Industry	Port Services
ABC	ACLEDA Bank
Industry	Financial
PEPC	PESTECH Cambodia
Industry	Electricity

PPWSA DAILY STOCK PRICE



GTI DAILY STOCK PRICE



CAMBODIA : MARKET WATCH

The CSX index is still seeing some action, albeit at a lower volume than normal. It closed up 1.30 points yesterday at 641.59 on a trade transaction value of 85,027,500 riels and trading volume of 15,606 shares. ABC gained 40 riels per share to close at 16,720 riels per share. PWSA rose 30 riels to land at 6,580 riels per share. PPSP also managed a slight climb, up 10 riels on the day to finish at 1,870 riels per share. PEPC was also up 10 riels, reaching 3,060 riels per share. GTI was the day's sole decliner, dropping 20 riels to close at 4,200 riels per share. PPAP and PAS held steady at 13,020 and 13,000 riels per share respectively. *(Khmer Times)*

BUSINESS & ECONOMIC NEWS

CAMBODIA : Cambodia maintains export growth to South Korea

Cambodia exported \$99.07 million worth of merchandise to South Korea in the first quarter of 2021, marking a marginal increase of more than five per cent from \$93.85 in January-March of last year despite the ongoing Covid-19 pandemic, according to data from the Korea International Trade Association (KITA). Bilateral trade with the East Asian nation gained 1.8% from \$241.7 to \$246.0 million and imports fell 0.6% from \$147.84 to \$146.94 million, narrowing the trade deficit by more than 11% from \$54.0 to \$47.9 million. Hong Vanak, director of International Economics at the Royal Academy of Cambodia, told The Post on April 18 that the value of exports surged in part due to the efforts of the two governments to establish a bilateral free trade agreement (FTA). Cambodia and South Korea concluded negotiations on a bilateral FTA in early February and are scheduled to sign the deal in June. Despite the small uptick, Vanak pointed out that this combined with a dip in imports highlights the continued strengthening of Cambodian domestic production. *(Phnom Penh Post)*

CAMBODIA : Many opportunities for Singaporean logistics companies in Cambodia

Given Cambodia's vibrant trade environment and consistent growth over the last decade, there are many opportunities there for Singapore-based firms and international partners to explore projects to boost regional connectivity. This was the key theme of a roundtable organised by Infrastructure Asia and Singapore's YCH Group on April 20 to connect local logistics firms with potential partners to develop and finance the Phnom Penh Logistics Complex (PPLC). Plans for the PPLC, which is estimated to cost \$200 million, include an integrated port and logistics operations centre, training academy and start-up hub. *(Phnom Penh Post)*

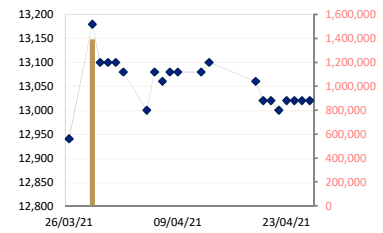
CAMBODIA : Tax procedures updated due to mobility and operations limitations

All taxpayers in the capital have been directed to file their monthly tax returns and pay their taxes on the General Department of Taxation's (GDT) website, according to a GDT notice posted on April 16. Businesses that have been permitted to continue operations during lockdown have been offered an extension and have until April 27 to file their March tax returns and payments. Businesses not permitted to operate during lockdown have until May 15 to file their March taxes. "Large and medium taxpayers" can file their monthly returns at www.tax.gov.kh/km/e-service. Small taxpayers should download the GDT Tax Prefiling App available on the App Store or Google Play Store to file their monthly return. The notice stipulated that in the event a taxpayer is unable to use either of the above procedures, monthly tax returns can also be filled out physically, scanned and sent electronically via www.tax.gov.kh/hm/e-service. Tax agents have been asked by the GDT to perform all duties electronically when collecting documents from taxpayers. The GDT also set up an e-Tax Service task force to answer any questions taxpayers may have. They can be reached by dialing 1277. *(Khmer Times)*

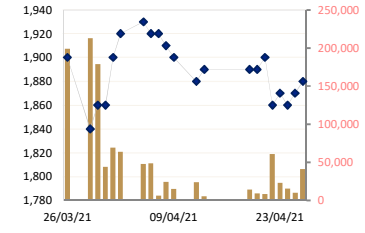
VIETNAM : Vietnam's exports to the US expected to rise sharply

Vietnamese exports for the year as of March 15 were worth \$62.01 billion, a year-on-year increase of 22.7%, according to the General Department of Vietnam Customs. Exports to the US in the first two months of the year accounted for \$13.83 billion or 28.4% of total exports. Businesses in the country, hit badly for the last year or so by the pandemic, are making strenuous efforts to bounce back, he pointed out. Many countries around the world have rolled out large stimulus packages to spend their way out of the economic slump, and this has revived trade, he added. Many analysts concurred with these views, saying the US recently launched a \$1.9 trillion package to make direct payments of \$1,400 to individuals earning up to \$75,000 a year starting in April. This is the third and largest stimulus since the Covid-19 pandemic broke out. Vietnam, one of the US's major exporters, supplying essential items like fisheries products and garments and electronics, is expected to benefit from this relief package. *(Phnom Penh Post)*

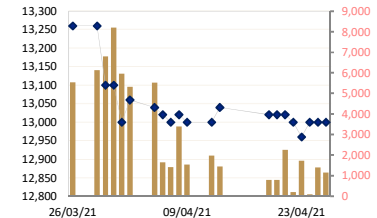
PPAP DAILY STOCK PRICE



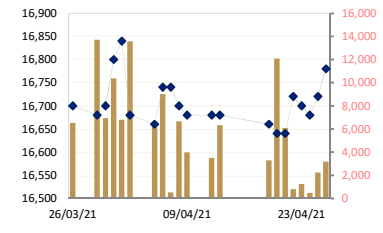
PPSP DAILY STOCK PRICE



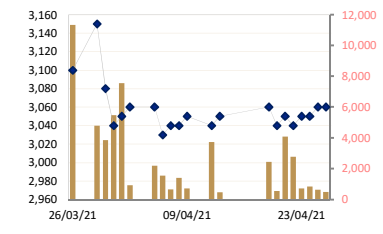
PAS DAILY STOCK PRICE



ABC DAILY STOCK PRICE



PEPC DAILY STOCK PRICE



Historical Trading Data (Latest Month)

Date	Index/Stock	Open	High	Low	Close	Change	Δ (%)	Volume	Value (mil. KHR)	Value (\$)*	Mar. Cap. (mil. KHR)
23/04/21	Index	644.93	644.93	641.26	643.69	2.10	▲0.33%	49,950	173,192,710	43,298	9,762,780
	PPWSA	6,580	6,660	6,580	6,640	60.00	▲0.91%	2,884	19,076,960	4,769.24	577,502
	GTI	4,240	4,240	4,180	4,200	0.00	0.00%	1,008	4,222,740	1,055.69	168,000
	PPAP	12,920	13,060	12,920	13,020	0.00	0.00%	306	3,981,780	995.45	269,310
	PPSP	1,880	1,890	1,860	1,880	10.00	▲0.53%	40,975	76,815,660	19,203.92	135,125
	PAS	13,000	13,000	12,980	13,000	0.00	0.00%	1,145	14,882,540	3,720.64	1,115,036
	ABC	16,840	16,840	16,720	16,780	60.00	▲0.35%	3,146	52,739,260	13,184.82	7,268,475
	PEPC	3,030	3,060	3,030	3,060	0.00	0.00%	486	1,473,770	368.44	229,332
22/04/21	Index	640.38	641.59	638.99	641.59	1.30	▲0.20%	15,606	85,027,500	21,257	9,730,853
	PPWSA	6,560	6,580	6,520	6,580	20.00	▲0.30%	862	5,654,520	1,413.63	572,283
	GTI	4,180	4,200	4,180	4,200	-20.00	▼0.47%	369	1,542,440	385.61	168,000
	PPAP	13,000	13,020	12,920	13,020	0.00	0.00%	142	1,846,140	461.54	269,310
	PPSP	1,880	1,880	1,860	1,870	10.00	▲0.53%	9,956	18,625,550	4,656.39	134,406
	PAS	13,000	13,000	12,980	13,000	0.00	0.00%	1,392	18,094,400	4,523.60	1,115,036
	ABC	16,700	16,720	16,640	16,720	40.00	▲0.23%	2,233	37,279,640	9,319.91	7,242,486
	PEPC	3,050	3,060	3,030	3,060	10.00	▲0.32%	652	1,984,810	496.20	229,332
21/04/21	Index	640.56	640.67	639.44	640.29	0.22	▲0.03%	18,268	48,000,720	12,000	9,711,119
	PPWSA	6,560	6,560	6,520	6,560	20.00	▲0.30%	735	4,799,500	1,199.88	570,544
	GTI	4,200	4,220	4,100	4,220	20.00	▲0.47%	563	2,372,920	593.23	168,800
	PPAP	13,020	13,020	13,020	13,020	0.00	0.00%	33	429,660	107.42	269,310
	PPSP	1,880	1,880	1,860	1,860	-10.00	▼0.53%	15,565	29,171,070	7,292.77	133,688
	PAS	12,960	13,020	12,960	13,000	40.00	▲0.30%	81	1,052,300	263.08	1,115,036
	ABC	16,700	16,700	16,660	16,680	-20.00	▼0.11%	458	7,636,900	1,909.23	7,225,159
	PEPC	3,050	3,050	3,040	3,050	0.00	0.00%	833	2,538,370	634.59	228,582
20/04/21	Index	641.34	641.58	637.66	640.51	0.90	▲0.14%	30,415	112,415,430	28,104	9,714,531
	PPWSA	6,580	6,580	6,500	6,540	-20.00	▼0.30%	3,494	22,812,940	5,703.24	568,804
	GTI	4,240	4,240	4,200	4,200	-40.00	▼0.94%	212	895,280	223.82	168,000
	PPAP	13,060	13,060	13,000	13,020	20.00	▲0.15%	77	1,003,980	251.00	269,310
	PPSP	1,860	1,870	1,840	1,870	10.00	▲0.53%	22,959	42,637,080	10,659.27	134,406
	PAS	12,980	13,040	12,920	12,960	-40.00	▼0.30%	1,731	22,449,200	5,612.30	1,111,605
	ABC	16,680	16,720	16,600	16,700	-20.00	▼0.11%	1,227	20,437,200	5,109.30	7,233,822
	PEPC	3,050	3,050	3,040	3,050	10.00	▲0.32%	715	2,179,750	544.94	228,582
19/04/21	Index	639.27	643.57	638.77	641.41	2.23	▲0.35%	66,456	150,973,660	37,743	9,728,082
	PPWSA	6,600	6,600	6,540	6,560	0.00	0.00%	913	5,991,000	1,497.75	570,544
	GTI	4,300	4,320	4,080	4,240	120.00	▲2.91%	767	3,177,320	794.33	169,600
	PPAP	13,080	13,080	12,920	13,000	-20.00	▼0.15%	301	3,914,600	978.65	268,897
	PPSP	1,900	1,900	1,860	1,860	-40.00	▼2.10%	60,696	113,428,130	28,357.03	133,688
	PAS	12,980	13,080	12,980	13,000	-20.00	▼0.15%	204	2,654,560	663.64	1,115,036
	ABC	16,760	16,760	16,620	16,720	80.00	▲0.48%	801	13,369,560	3,342.39	7,242,486
	PEPC	3,050	3,060	3,040	3,040	-10.00	▼0.32%	2,774	8,438,490	2,109.62	227,833
13/04/21	Index	632.89	642.02	632.89	639.18	0.37	▲0.06%	29,402	213,314,790	53,329	9,694,383
	PPWSA	6,480	6,620	6,480	6,560	20.00	▲0.30%	3,393	22,162,380	5,540.60	570,544
	GTI	3,660	4,120	3,660	4,120	60.00	▲1.47%	3,658	14,004,040	3,501.01	164,800
	PPAP	12,000	13,080	11,720	13,020	0.00	0.00%	1,489	18,462,740	4,615.69	269,310
	PPSP	1,900	1,900	1,870	1,900	10.00	▲0.52%	8,460	15,983,670	3,995.92	136,563
	PAS	12,500	13,020	12,500	13,020	0.00	0.00%	2,246	28,844,400	7,211.10	1,116,751
	ABC	16,700	16,740	16,640	16,640	0.00	0.00%	6,081	101,468,680	25,367.17	7,207,833
	PEPC	3,020	3,050	3,020	3,050	10.00	▲0.32%	4,075	12,388,880	3,097.22	228,582
12/04/21	Index	639.54	639.82	634.72	638.81	0.56	▲0.09%	24,682	241,433,610	60,358	9,688,775
	PPWSA	6,540	6,580	6,540	6,540	20.00	▲0.30%	1,150	7,521,920	1,880.48	568,804
	GTI	4,060	4,060	4,040	4,060	20.00	▲0.49%	770	3,126,100	781.53	162,400
	PPAP	13,040	13,040	13,000	13,020	-40.00	▼0.30%	108	1,404,620	351.16	269,310
	PPSP	1,880	1,900	1,880	1,890	0.00	0.00%	9,252	17,439,410	4,359.85	135,844
	PAS	13,020	13,020	13,000	13,020	0.00	0.00%	781	10,164,120	2,541.03	1,116,751
	ABC	16,660	16,660	16,500	16,640	-20.00	▼0.12%	12,073	200,110,260	50,027.57	7,207,833
	PEPC	3,060	3,060	3,020	3,040	-20.00	▼0.65%	548	1,667,180	416.80	227,833
09/04/21	Index	639.87	640.56	637.47	639.37	0.63	▲0.10%	27,117	140,883,600	35,221	9,697,225
	PPWSA	6,600	6,600	6,500	6,520	20.00	▲0.30%	4,612	30,112,260	7,528.07	567,065
	GTI	4,000	4,080	4,000	4,040	-20.00	▼0.49%	1,332	5,359,320	1,339.83	161,600
	PPAP	12,900	13,080	12,900	13,060	-40.00	▼0.30%	478	6,208,480	1,552.12	270,138
	PPSP	1,870	1,910	1,870	1,890	0.00	0.00%	14,190	26,880,160	6,720.04	135,844
	PAS	13,000	13,060	12,940	13,020	-20.00	▼0.15%	792	10,306,720	2,576.68	1,116,751
	ABC	16,680	0	16,600	16,660	-20.00	▼0.11%	3,283	54,630,480	13,657.62	7,216,496
	PEPC	3,060	3,060	3,020	3,060	10.00	▲0.32%	2,430	7,386,180	1,846.55	229,332
08/04/21	Index	640.39	640.71	638.78	640.00	0.39	▲0.06%	24,348	204,032,050	51,008	9,706,742
	PPWSA	6,620	6,620	6,500	6,500	-120.00	▼1.81%	9,556	62,650,140	15,662.54	565,326
	GTI	4,080	4,080	4,060	4,060	-20.00	▼0.49%	1,316	5,343,660	1,335.92	162,400
	PPAP	13,080	13,100	13,080	13,100	20.00	▲0.15%	52	680,180	170.05	270,965
	PPSP	1,880	1,900	1,880	1,890	10.00	▲0.53%	5,193	9,801,650	2,450.41	135,844

	PAS	13,000	13,040	13,000	13,040	40.00	▲0.30%	1,447	18,849,760	4,712.44	1,118,466
	ABC	16,680	16,680	16,620	16,680	0.00	0.00%	6,325	105,310,320	26,327.58	7,225,159
	PEPC	3,060	3,060	3,040	3,050	10.00	▲0.32%	459	1,396,340	349.09	228,582
07/04/21	Index	641.25	642.47	639.09	640.39	0.26	▲0.04%	37,325	167,121,710	41,780	9,796,723
	PPWSA	6,640	6,640	6,580	6,620	-20.00	▼0.30%	3,203	21,150,760	5,287.69	575,762
	GTI	4,080	4,080	4,020	4,080	0.00	0.00%	859	3,493,420	873.36	163,200
	PPAP	13,100	13,200	13,000	13,080	0.00	0.00%	146	1,904,460	476.12	270,551
	PPSP	1,890	1,900	1,880	1,880	-20.00	▼1.05%	23,898	44,959,420	11,239.86	135,125
	PAS	13,080	13,080	12,920	13,980	0.00	0.00%	1,979	25,662,140	6,415.54	1,199,092
	ABC	16,660	16,760	16,660	16,680	0.00	0.00%	3,510	58,512,000	14,628.00	7,225,159
	PEPC	3,080	3,080	3,040	3,040	-10.00	▼0.32%	3,730	11,439,510	2,859.88	227,833
06/04/21	Index	641.33	641.38	639.55	640.65	0.80	▲0.12%	23,550	131,181,820	32,795	9,716,593
	PPWSA	6,640	6,660	6,620	6,640	-20.00	▼0.30%	1,745	11,585,600	2,896.40	577,502
	GTI	4,080	4,080	4,000	4,080	0.00	0.00%	622	2,504,960	626.24	163,200
	PPAP	13,080	13,080	13,080	13,080	0.00	0.00%	40	523,200	130.80	270,551
	PPSP	1,910	1,910	1,890	1,900	-10.00	▼0.00%	14,912	28,271,480	7,067.87	136,563
	PAS	13,020	13,020	12,940	13,000	-20.00	▼0.15%	1,533	19,900,760	4,975.19	1,115,036
	ABC	16,700	16,700	16,640	16,680	-20.00	▼0.11%	3,970	66,177,480	16,544.37	7,225,159
	PEPC	3,050	3,050	3,040	3,050	10.00	▲0.32%	728	2,218,340	554.59	228,582
05/04/21	Index	642.27	642.27	639.13	641.45	0.37	▲0.06%	40,803	235,266,260	58,817	9,728,680
	PPWSA	6,620	6,660	6,560	6,660	100.00	▲1.52%	3,492	23,120,400	5,780.10	579,241
	GTI	4,020	4,080	4,000	4,080	40.00	▲0.99%	1,551	6,272,960	1,568.24	163,200
	PPAP	13,080	13,080	13,080	13,080	20.00	▲0.15%	10	130,800	32.70	270,551
	PPSP	1,920	1,920	1,880	1,910	-10.00	▼0.52%	24,271	46,065,390	11,516.35	137,281
	PAS	13,080	13,080	12,980	13,020	20.00	▲0.15%	3,392	44,167,160	11,041.79	1,116,751
	ABC	16,700	16,700	16,640	16,700	-40.00	▼0.23%	6,677	111,216,340	27,804.09	7,233,822
	PEPC	3,050	3,050	3,040	3,040	0.00	0.00%	1,410	4,293,210	1,073.30	227,833
02/04/21	Index	641.84	642.60	641.60	641.82	0.02	▲0.00%	11,707	59,080,370	14,770	9,734,299
	PPWSA	6,540	6,580	6,540	6,560	20.00	▲0.30%	2,303	15,074,840	3,768.71	570,544
	GTI	4,040	4,060	4,020	4,040	-20.00	▼0.49%	428	1,728,740	432.19	161,600
	PPAP	13,080	13,080	13,060	13,060	-20.00	▼0.15%	95	1,241,120	310.28	270,138
	PPSP	1,920	1,920	1,910	1,920	0.00	0.00%	6,296	12,057,100	3,014.28	138,000
	PAS	13,000	13,040	13,000	13,000	-20.00	▼0.15%	1,421	18,504,360	4,626.09	1,115,036
	ABC	16,740	16,760	16,720	16,740	0.00	0.00%	506	8,469,020	2,117.26	7,251,149
	PEPC	3,030	3,050	3,030	3,040	10.00	▲0.33%	658	2,005,190	501.30	227,833
01/04/21	Index	639.32	643.03	639.32	641.84	2.48	▲0.39%	84,018	420,213,880	105,053	9,734,739
	PPWSA	6,500	6,540	6,400	6,540	60.00	▲0.92%	23,175	149,399,040	37,349.76	568,804
	GTI	4,060	4,060	4,060	4,060	20.00	▲0.49%	140	568,400	142.10	162,400
	PPAP	13,080	13,080	13,080	13,080	80.00	▲0.61%	50	654,000	163.50	270,551
	PPSP	1,920	1,930	1,890	1,920	-10.00	▼0.51%	48,447	92,348,870	23,087.22	138,000
	PAS	13,060	13,060	13,000	13,020	-20.00	▼0.15%	1,639	21,389,800	5,347.45	1,116,751
	ABC	16,660	16,800	16,660	16,740	80.00	▲0.48%	9,024	151,171,040	37,792.76	7,251,149
	PEPC	3,050	3,050	3,030	3,030	-30.00	▼0.98%	1,543	4,682,730	1,170.68	227,083
31/03/21	Index	641.10	641.36	637.49	639.36	0.57	▲0.09%	70,624	333,352,620	83,338	9,697,096
	PPWSA	6,440	6,520	6,440	6,480	40.00	▲0.62%	8,128	52,580,540	13,145.14	563,586
	GTI	4,100	4,100	4,040	4,040	-20.00	▼0.49%	422	1,710,700	427.68	161,600
	PPAP	13,100	13,100	13,000	13,000	-80.00	▼0.61%	403	5,261,860	1,315.47	268,897
	PPSP	1,920	1,930	1,910	1,930	10.00	▲0.52%	47,760	91,724,240	22,931.06	138,719
	PAS	13,060	13,060	13,000	13,040	-20.00	▼0.15%	5,512	71,784,060	17,946.02	1,118,466
	ABC	16,700	16,700	16,600	16,660	-20.00	▼0.11%	6,219	103,533,920	25,883.48	7,216,496
	PEPC	3,160	3,160	3,050	3,060	0.00	0.00%	2,180	6,757,300	1,689.33	229,332
30/03/21	Index	641.48	642.06	620.07	639.93	3.77	▲0.59%	93,949	486,294,540	121,574	9,705,731
	PPWSA	6,400	6,440	6,380	6,440	60.00	▲0.94%	8,030	51,583,980	12,896.00	560,107
	GTI	4,060	4,060	4,000	4,060	0.00	0.00%	1,677	6,757,440	1,689.36	162,400
	PPAP	12,900	13,100	12,900	13,080	-20.00	▼0.15%	653	8,448,660	2,112.17	270,551
	PPSP	1,890	1,920	1,880	1,920	20.00	▲1.65%	63,768	121,440,900	30,360.23	138,000
	PAS	13,080	13,080	13,000	13,060	60.00	▲0.46%	5,319	69,360,380	17,340.10	1,120,182
	NEW	16,760	16,800	16,000	16,680	-160.00	▼0.95%	13,584	225,904,400	56,476.10	7,225,159
	PEPC	3,060	3,060	3,010	3,060	10.00	▲0.32%	918	2,798,780	699.70	229,332
29/03/21	Index	642.88	645.00	640.38	643.70	0.94	▲0.15%	92,990	369,333,710	92,333	9,762,900
	PPWSA	6,360	6,400	6,340	6,380	40.00	▲0.63%	3,097	19,729,060	4,932.27	554,889
	GTI	4,080	4,080	4,000	4,060	-40.00	▼0.97%	287	1,148,440	287.11	162,400
	PPAP	13,100	13,180	13,000	13,100	0.00	0.00%	220	2,872,540	718.14	270,965
	PPSP	1,860	1,920	1,860	1,900	40.00	▲2.15%	69,070	130,743,350	32,685.84	136,563
	PAS	13,100	13,140	13,000	13,000	-100.00	▼0.76%	5,951	77,571,480	19,392.87	1,115,036
	ABC	16,800	16,880	16,720	16,840	40.00	▲0.23%	6,810	114,411,440	28,602.86	7,294,465
	PEPC	3,040	3,150	3,000	3,050	10.00	▲0.32%	7,555	22,857,400	5,714.35	228,582

Source: Data from CSX, and Compiled by ACS
*Exchange Rate: USD1=KHR 4,000

DISCLAIMER

ALL RESEARCH is based on material compiled from data considered to be reliable at the time of writing. However, information and opinions expressed will be subject to change at short notice, and no part of this report is to be construed as an offer or solicitation of an offer to transact any securities or financial instruments whether referred to herein or otherwise. We do not accept any liability directly or indirectly that may arise from investment decision-making based on this report. The company, its directors, officers, employees and/or connected persons may periodically hold an interest in the securities mentioned.

All Rights Reserved. No part of this publication may be used or re-produced without expressed permission from **ACLEDA SECURITIES PLC.**

ACLEDA IN GROUP

ACLEDA BANK PLC.

HEADQUARTERS

61, Preah Monivong Blvd., Sangkat Srah Chork,
Khan Daun Penh, Phnom Penh, Kingdom of Cambodia.
P.O. Box: 1149
Tel: (855) 23 998 777 / 430 999
Fax: (855) 23 998 666 / 430 555
E-mail: acledabank@acledabank.com.kh
Website: www.acledabank.com.kh
SWIFT: ACLBKHPP

ACLEDA BANK PLC.

CASH SETTLEMENT, SECURITIES REGISTRAR, SECURITIES TRANSFER, AND
PAYING AGENT

HEADQUARTERS

61, Preah Monivong Blvd., Sangkat Srah Chork,
Khan Daun Penh, Phnom Penh, Kingdom of Cambodia.
P.O. Box: 1149
Tel: (855) 23 998 777 / 430 999
Fax: (855) 23 998 666 / 430 555
E-mail: acledabank@acledabank.com.kh
Website: www.acledabank.com.kh
SWIFT: ACLBKHPP

ACLEDA BANK LAO LTD.

HEADQUARTERS

#398, Corner of Dongpalane and Dongpaina Road, Unit 20,
Phonesavanh
Neua Village, Sisattanak District, Vientiane Capital, Lao PDR.
P.O. Box: 1555
Hotline :1800
Tel: +856 (0)21 264 994 / 264 998
Fax: +856 (0)21 264 995/ 219 228
E-mail: acledabank@acledabank.com.la
Website: www.acledabank.com.la
SWIFT: ACLBLALA

ACLEDA SECURITIES PLC.

HEADQUARTERS

5th Floor, ACLEDA Building
61, Preah Monivong Blvd., Sangkat Srah Chork,
Khan Daun Penh, Phnom Penh, Kingdom of Cambodia.
Tel: (855) 23 723 388 / 999 966 / 999 977
Email: acs.rep@acledasecurities.com.kh
Website: www.acledasecurities.com.kh

ACLEDA INSTITUTE OF BUSINESS

HEADQUARTERS

Address: #1397, Phnom Penh-Hanoi
Friendship Blvd., Phum Anlong Kngan, Sangkat Khmuonh, Khan
Saensokh, Phnom Penh, Kingdom of Cambodia
P. O. Box: 1149
Tel: + 855 (0)23 881 790 / 999 944
E-mail: info@acleda-aib.edu.kh
Website: www.acleda-aib.edu.kh

ACLEDA MFI MYANMAR Co., LTD.

HEADQUARTERS

#186(B), ShweGonTaing Road, Yae Tar Shae Block,
Bahan Township, Yangon Region,
The Republic of the Union of Myanmar.
Tel: (+95-1) 559 475 / 552 956
Website: www.acledamfi.com.mm